

# AQUA BAY LTD

**Aqua Bay Belleville**  
 (613)962-2415  
 belleville@aquabay.com  
 223 Cannifton Road North, Belleville, ON

**Aqua Bay Kingston**  
 (613)389-4747  
 kingston@aquabay.com  
 175 Midland Avenue, Kingston, ON

CUSTOMER NAME: \_\_\_\_\_

CUSTOMER PHONE: \_\_\_\_\_

CUSTOMER EMAIL: \_\_\_\_\_

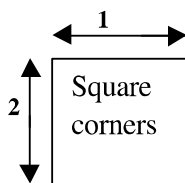
ORDER DATE: \_\_\_\_\_

SPA MANUFACTURER: \_\_\_\_\_

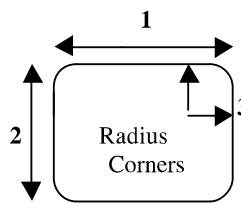
MODEL / YEAR: \_\_\_\_\_

**NOTE:**

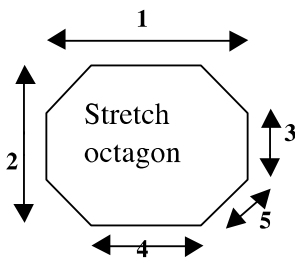
- 1- Fill in the dimensions of the lid and the radius corners in inches only.
- 2- Fill in the right hand column containing the Colour, Tapes, Fold and Length of Skirt.
- 3- Make the position of the Bi-Fold and the position of the Tie Downs on the applicable drawing shape.
- 4- **Full Payment is required at time of ordering cover.**



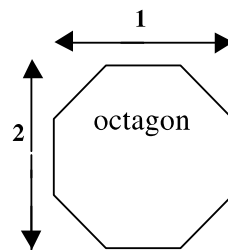
1. \_\_\_\_\_ inches  
 2. \_\_\_\_\_ inches



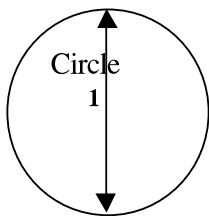
1. \_\_\_\_\_ inches  
 2. \_\_\_\_\_ inches  
 3. Radius \_\_\_\_\_



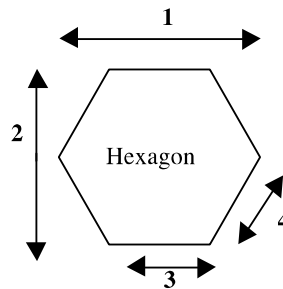
1. \_\_\_\_\_ inches  
 2. \_\_\_\_\_ inches  
 3. Side \_\_\_\_\_  
 4. Side \_\_\_\_\_  
 5. Cut \_\_\_\_\_



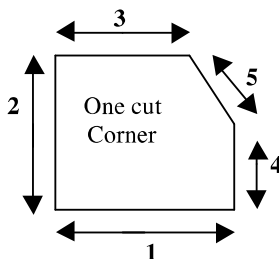
1. \_\_\_\_\_ inches  
 2. \_\_\_\_\_ inches  
 3. Side \_\_\_\_\_



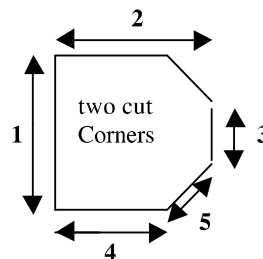
1. \_\_\_\_\_ inches



1. \_\_\_\_\_ inches  
 2. \_\_\_\_\_ inches  
 3. Side \_\_\_\_\_  
 4. Side \_\_\_\_\_



1. \_\_\_\_\_ inches  
 2. \_\_\_\_\_ inches  
 3. Side \_\_\_\_\_  
 4. Side \_\_\_\_\_  
 5. Cut \_\_\_\_\_  
 6. Radius \_\_\_\_\_



1. \_\_\_\_\_ inches  
 2. \_\_\_\_\_ inches  
 3. Side \_\_\_\_\_  
 4. Side \_\_\_\_\_  
 5. Cut \_\_\_\_\_

**COLOUR**

- TEAL GREEN
- BLUE
- BLACK
- BROWN
- TAN
- FOREST GREEN
- GREY
- BURGUNDY

**TAPER**

- 3 - 2
- 4 - 3
- 5 - 4

**FOLD**

- BI-FOLD
- TRI-FOLD
- QUAD-FOLD

**SKIRT**

- STD. 2 1/2"
- NO SKIRT
- OTHER \_\_\_\_\_"

**TIE DOWNS**

- 2 TIE DOWNS
- 4 TIE DOWNS
- NO TIE DOWNS

PRICE \_\_\_\_\_ GST \_\_\_\_\_ PST \_\_\_\_\_

TOTAL \_\_\_\_\_

DEPOSIT \_\_\_\_\_

DUE ON PICK UP \_\_\_\_\_

AUTHORIZED BY: \_\_\_\_\_

- > USE OUTSIDE SPA LIP DIMENSIONS.
- > TEMPLATE MAY REQUIRE FOR A SHAPE OTHER THAN ABOVE.
- > YOUR COVER WILL BE MADE TO THE ABOVE DIMENSIONS.
- > DRAW A LINE TO INDICATE THE FOLD DIRECTION.
- > ALL COVERS ARE MADE TO FIT COVERLIFTERS.
- > ENTER THE DIMENSIONS CLEARLY TO AVOID MISTAKES.