

AQUA BAY LTD

CUSTOMER NAME: _____

CUSTOMER PHONE# _____

ORDER DATE: _____

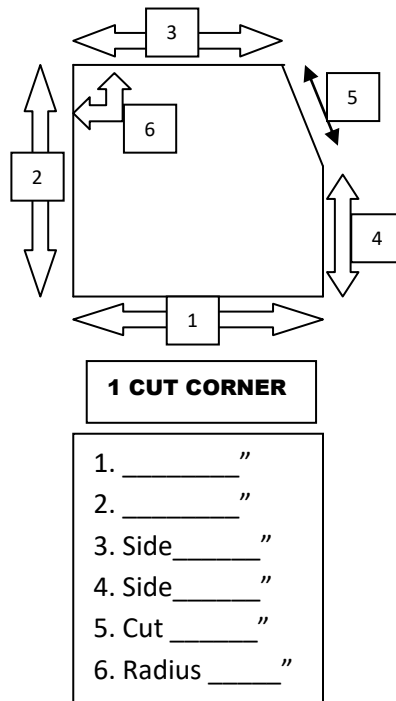
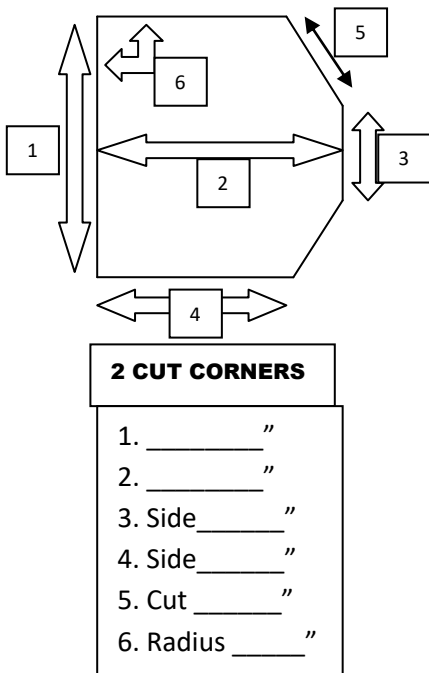
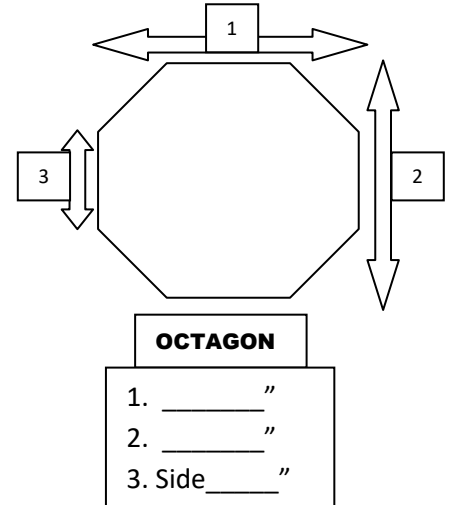
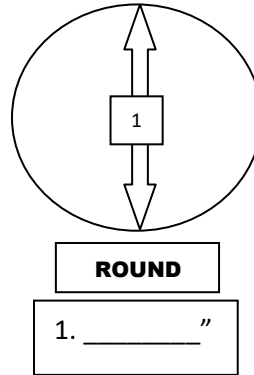
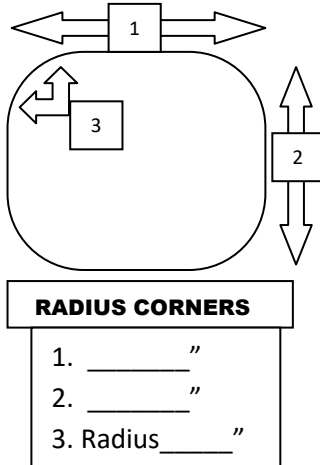
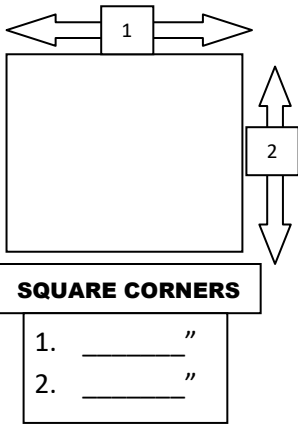
PURCHASE ORDER # _____

SPA MANUFACTURER: _____

MODEL / YEAR: _____

NOTES:

1. Fill in the dimensions of the lid and the radius corners **in inches only**.
2. Complete form in full
3. Make the position of the Bi-Fold and the position of the Tie Downs on the applicable drawing shape.
4. **Full Payment is required at the time of placing the order.**



CIRCLE CHOICES

COLOUR

- BLACK
- CHESTNUT
- CHARCOAL
- CHOCHOLATE
- DARK GREY
- LIGHT GREY

TAPER

- 3" - 2"
- 4" - 3"
- 5" - 4"

FOLD

- BI-FOLD
- TRI-FOLD

CIRCLE CHOICES

SKIRT LENGTH

- STANDARD 2.5"
- OTHER _____"
- NO SKIRT

TIE DOWNS

- 2 TIE DOWNS
- 4 TIE DOWNS
- NO TIE DOWNS

PLEASE NOTE

PLACEMENT OF TIE DOWNS WILL NOT BE EXACT

STORE LOCATION

- BELLEVILLE
- OR
- KINGSTON

TIPS: (1) USE OUTSIDE SPA LIP DIMENSIONS * (2) YOUR COVER WILL BE MADE TO THE ABOVE DIMENSIONS * (3) CLEARLY DRAW LINE TO INDICATE WHERE YOU WANT FOLD * (4) ENTER THE DIMENSIONS CLEARLY TO AVOID MISTAKES. (5) INQUIRE AT TIME OF PLACING ORDER TO SEE WHAT CURRENT TIMELINE WOULD BE FOR COVER COMPLETION